

Duct Type Expansion Joints



Internal
Flowing Arch
Rectangular
or Square
Duct Connector

Flexible Connectors are used in DUCT SYSTEMS to reduce Vibration Transmission and Shock, and Accommodate Thermal Movements at minimum stress to the ductwork. In Seismic zones they accommodate differential motion across building expansion joints as well.

Single or
Multiple Arch
Round
Duct Connector



Construction Features

- Covers and tubes may be Neoprene, EPDM, Nitrile, Hypalon, Butyl, Viton (A), Natural Rubber or other polymers as required.
- Reinforcement fabrics are normally Nylon, Polyester or Kevlar for high temperature.
- Sizes up to 154" in diameter or 180" maximum straight dimension.
- Carbon steel or Stainless steel rings.
- Excellent flexibility.
- Exterior coat of Hypalon paint provides additional protection against ozone weathering and chemical exposure.
- Components are pressure cured in a steam chamber for structurally sound, long service life.

Performance Features

- Pressures, vacuum ratings and temperature tolerance as required.
- Face to face dimensions and number of arches as required for movements.

DUCT CONNECTOR INFORMATION

We are more than pleased to build to your drawings and material selections, but by all means, let our engineers design to your specific service requirements should you need our help. No one orders a duct connector from stock. Once we know what you need, we will prepare a drawing or send you a complete description with our quotation.

You can use this page to make as many copies as you need of the following information requirement section. Just fill out the blanks if you do not have your own drawing and specification for us to bid on.

Description of Gas (i.e. Air, Methane, Flue, etc.) _____

All Pressures and Dimensions can be described in Standard American, British or Metric terminology. **Please indicate unit of description.**

	Minimum	Maximum
Temperature Range _____	_____	_____
Pressure _____	_____	_____
Vacuum _____	_____	_____
Maximum Motion in service:		
Extension _____	_____	_____
Compression _____	_____	_____
Transverse _____	_____	_____
Face to Face _____	_____	_____

Duct Dimensions or Description _____

Flange or Slipover Sleeve Description or Sketch _____

Banded Clamps are Stainless Steel.

Flange Backup Rings or Bars: Carbon Stainless Stainless
 A 36 304 316

Finish: Painted Zinc Primer Electro Galv. Hot Dipped Galv.

Rubber Material:

Cover Nat. Rubber Neoprene EPDM Hypalon Butyl Nitrile Viton

 Please Recommend

Tube Nat. Rubber Neoprene EPDM Hypalon Butyl Nitrile Viton


 Please Recommend

Reinforcement Material: Nylon Polyester Kevlar
 Please Recommend

Stainless Steel Internal Sleeve: Yes No 304 316
 Please Recommend



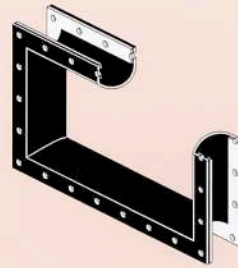
The following sketches show typical duct connectors to help in shape selection. If any sketch fits your needs, please check one. If not, please sketch and describe.



MI-9
 Round Single Arch (2" to 154" dia.)
 Drilling: Standard NBS-15-69
 150#ASA or Custom



MC-3
 No arch (2" to 154" dia.)
 Drilling: Standard NBS-15-69
 150#ASA or Custom




MD-4
 Internally Flowing Arch
 (4" to 180")
 Custom Drilling
 Face to Face of 6", 8",
 9" or 12"



MD-4T
 Belt Style



MB-2
 Single Arch Sleeve
 (2" to 154" dia.)



MA-1
 No Arch Sleeve
 (2" to 154" dia.)

All styles can be built as reducers in addition to straight connectors above.

SKETCH AREA

MERCER RUBBER Co.

350 Rabro Drive • Hauppauge, NY 11788 • Tel 631-582-1524 • FAX 631-348-0279

Email Info@Mercer-Rubber.com • Website www.Mercer-Rubber.com